Tableau des liaisons normalisées

Nom de la liaison croquis	Degrés de liberté	Schéma spatial	Schémas plans	Autres symboles	Carac. Géom.	torseur cinématique $\{\mathscr{V}_{(S_k/S_i)}\}$
Glissière 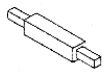	1 translation	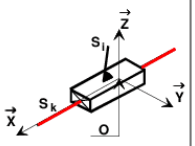	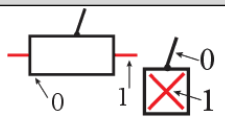		Direction	$_O\left\{\begin{matrix}\vec{0}\\ V_x\vec{x}\end{matrix}\right\}$
Pivot 	1 Rotation	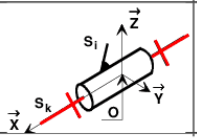	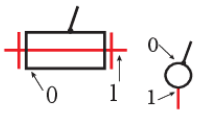	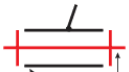	Axe des cylindres	$_O\left\{\begin{matrix}\omega_x\vec{x}\\ \vec{0}\end{matrix}\right\}$
Hélicoïdale 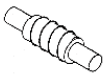	1 rotation 1 translation conjuguées	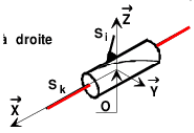	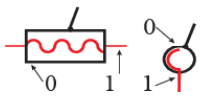		Axes des hélices	$_O\left\{\begin{matrix}\omega_x\vec{x}\\ V_x\vec{x}\end{matrix}\right\}$
Pivot glissant 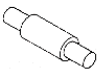	1 rotation 1 translation	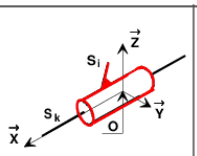	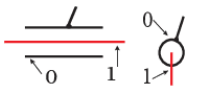		Axe des cylindres	$_O\left\{\begin{matrix}\omega_x\vec{x}\\ V_x\vec{x}\end{matrix}\right\}$
Rotule 	3 rotations				Centre de la sphère	$_O\left\{\begin{matrix}\omega_x\vec{x}+\omega_y\vec{y}+\omega_z\vec{z}\\ \vec{0}\end{matrix}\right\}$
Appui plan 	1 rotation 2 translations	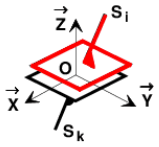	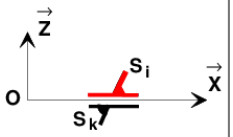		Normale au contact	$_O\left\{\begin{matrix}\omega_z\vec{z}\\ V_x\vec{x}+V_y\vec{y}\end{matrix}\right\}$
Linéaire rectiligne	2 rotations 2 translations	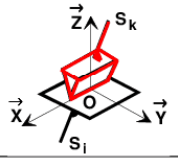	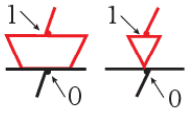		Ligne de contact Normale au contact	$_O\left\{\begin{matrix}\omega_x\vec{x}+\omega_z\vec{z}\\ V_x\vec{x}+V_y\vec{y}\end{matrix}\right\}$
Linéaire annulaire	3 rotations 1 translation	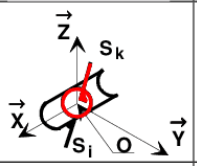	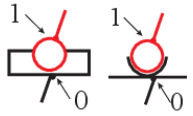		Centre de la sphère Direction du cylindre	$_O\left\{\begin{matrix}\omega_x\vec{x}+\omega_y\vec{y}+\omega_z\vec{z}\\ V_x\vec{x}\end{matrix}\right\}$
Ponctuelle	3 rotations 2 translations	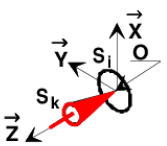		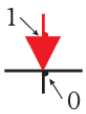	Point de contact Normale au contact	$_O\left\{\begin{matrix}\omega_x\vec{x}+\omega_y\vec{y}+\omega_z\vec{z}\\ V_x\vec{x}+V_y\vec{y}\end{matrix}\right\}$
Sphérique à doigts	2 rotations	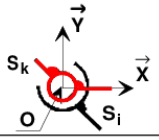			Centre de la sphère Direction du doigt	$_O\left\{\begin{matrix}\omega_x\vec{x}+\omega_z\vec{z}\\ \vec{0}\end{matrix}\right\}$